



# Kindergarten Summer Skills Review Pack

This packet belongs to:

---



By Teacher Tam

[www.teachersnotebook.com/shop/Teacher\\_Tam](http://www.teachersnotebook.com/shop/Teacher_Tam)

Graphics from:

KPM Doodles,

[www.teachersnotebook.com/shop/KPMDoodles](http://www.teachersnotebook.com/shop/KPMDoodles)

[www.openclipart.org](http://www.openclipart.org) &


From the Pond Graphics,

[www.teacherspayteachers.com/Store](http://www.teacherspayteachers.com/Store)

[/Graphics-from-The-Pond](http://Graphics-from-The-Pond)

Fonts from

[www.ultimatefontdownload.com](http://www.ultimatefontdownload.com)



## **Kindergarten Summer Skills Review Pack Family Instructions**

Included in this packet, you will find one short language arts or math activity per day for your child to complete. The purpose of these activities is to review many of the skills he/she worked on during the school year. They will also help reinforce kindergarten skills so that your child will be better prepared for first grade.

Your child will probably be able to complete many of the activities in this packet on his/her own. However, if he/she has difficulty, it's okay for you to work on it together. You will need to help him/her read the directions and get started on each activity.

To assemble the game, cut both pages out on the dotted lines and tape them together. Your child might also enjoy coloring the game board. Use small objects (like little toys, cars, or coins) for game pieces. Use only 1 die so that the game takes longer. Or, use a coin (heads = 2 spaces, tails = 1 space). Cut out one or more sets of game cards. Keep the cards in a bag and be sure to play the game several times over the summer. Your child will benefit from the extra practice and enjoy the time spent with you!

### **TIPS:**

- \* Try to set aside the same time every day for your child to complete these activities, just as you would for homework during the school year.
- \* Make some days more fun by playing the game that's included in the packet.

Have a great summer!

Monday

Sam found 13 seeds in his piece of watermelon.  
Ling found 16 seeds in hers. Draw pictures to show how many seeds each of them found. Circle the picture of the piece of watermelon with the GREATEST number of seeds.



Tuesday

Read the word family words below. Write 4 more words that rhyme with them.

**bat**

**flat**

---


---

---

---

Wednesday

Sid wants to get 10 butterflies.  
He already found 6.  
How many more does he need to find?




Thursday

Cut out the words. Use them to make a sentence. Write it below.

---

---

Teacher Tam 

he

Did

with

you?

go

**Friday**

Solve these addition problems.

$3 + 1 = \underline{\quad}$

$2 + 2 = \underline{\quad}$

$5 + 1 = \underline{\quad}$

$3 + 3 = \underline{\quad}$

$7 + 1 = \underline{\quad}$

$4 + 4 = \underline{\quad}$

$8 + 1 = \underline{\quad}$

$5 + 5 = \underline{\quad}$

**Monday**

Read the words below. Use them to fill in the blanks. Read the sentences.

**and like will Can**

Was the dog black                      brown?


                     you please help her?

Sam and I                      go with you.

Did she                      the pretty cake?

Tuesday

It is fun to go to the beach!  
Draw 15 crabs.  
Label them with numbers 1 to 15.



Wednesday

Read the sentences. Circle the word HE every time you see it.

He had a very good day.

Four of his friends came to see him.


Where did they go?

He went out to eat with them.

Then, they went to play at the big park.

He said that he had a very good day!

**Thursday** Draw one short beach umbrella. Draw one tall beach umbrella.  
Label one "short" and one "tall."  
Measure each umbrella with a ruler, blocks, or paper clips.



**Friday**

Read the word family words below. Write 4 more words that rhyme with them.

**can**

**plan**

---

---

---

---

Monday

Solve these addition problems.

$4 + 1 = \underline{\quad}$

$3 + 2 = \underline{\quad}$

$6 + 1 = \underline{\quad}$

$4 + 2 = \underline{\quad}$

$9 + 1 = \underline{\quad}$

$5 + 2 = \underline{\quad}$

$10 + 1 = \underline{\quad}$

$6 + 2 = \underline{\quad}$

Tuesday

Cut out the words. Use them to make a sentence. Write it below.

---

---

Teacher Tam 

so

ran

She

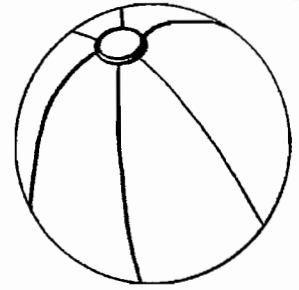
fast!

here



Wednesday

Juan had 18 beach balls. He put 10 in a big basket.  
How many were left over? Draw a picture to show how  
many balls were in the basket and how many were left over.



Thursday

Read the words below. Use them to fill in the blanks. Read the sentences.

**three      walk      Do      Please**

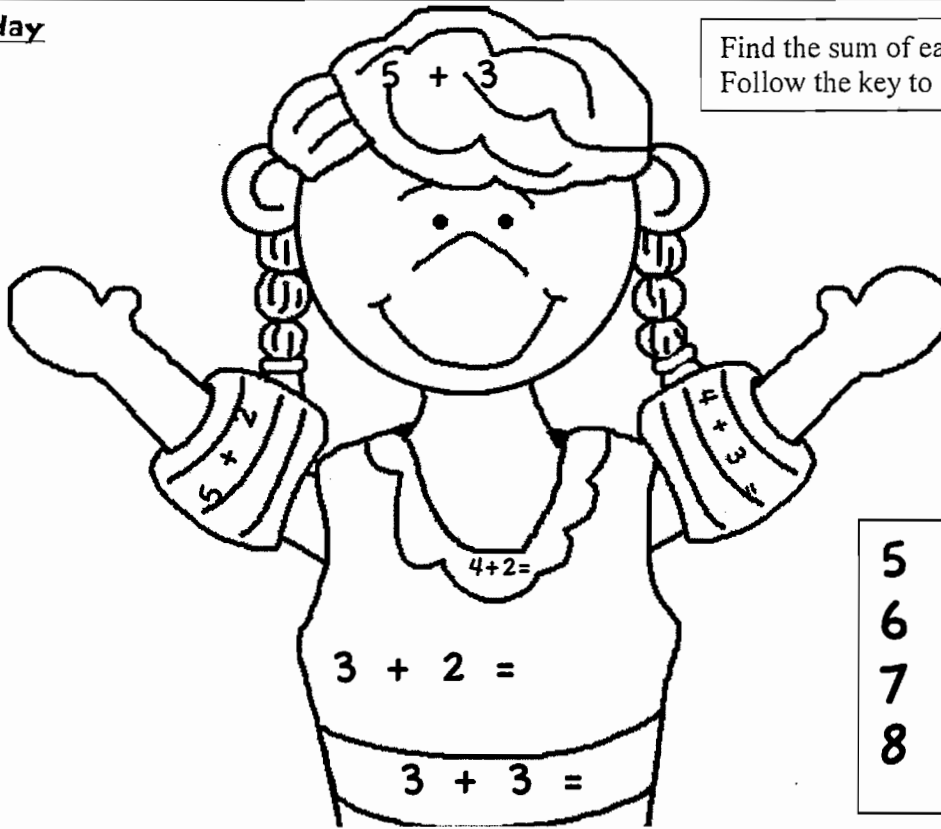
\_\_\_\_\_ help him make the cake.

\_\_\_\_\_ you want some?

The \_\_\_\_\_ kids like to jump.

Did she go for a \_\_\_\_\_ ?

**Friday**



Find the sum of each addition problem.  
Follow the key to color the picture.

5 = red  
6 = blue  
7 = green  
8 = brown

**Monday**

Read each word. Color the REAL words red. Color the NONSENSE words blue.

mat	can	pab	sap
rip	trip	bip	mop
dop	hop	shop	sun
tub	gub	cub	mub
fip	tin	win	twin
flip	lip	chip	kip

Tuesday

Ron is serving ice cream at his birthday party. There are 4 scoops left. Two friends still need ice cream. If the 2 friends share the scoops equally, how many will each of them get? Draw a picture.



Teacher Tam 

Wednesday

Match each capital and lower case letter. Write them on the lines. Then, say each letter sound and think of a word that **BEGINS** with that sound.

**B**

**C**

**F**

**P**

**M**

**b**

**C**

**m**

**P**

**f**

---

---

---

---

---

**Thursday**

Fill in the missing numbers. Count to 100 by 10s.

10

\_\_\_\_\_

30

40

\_\_\_\_\_

60

70

80

\_\_\_\_\_


100

**Friday**

Cut out the words. Use them to make a sentence. Write it below.

\_\_\_\_\_

\_\_\_\_\_

Teacher Tam 

cat

My

play.

likes

to

Monday

Solve these subtraction problems.

$3 - 1 = \underline{\quad}$

$4 - 2 = \underline{\quad}$

$4 - 1 = \underline{\quad}$

$5 - 2 = \underline{\quad}$

$5 - 1 = \underline{\quad}$

$4 - 3 = \underline{\quad}$

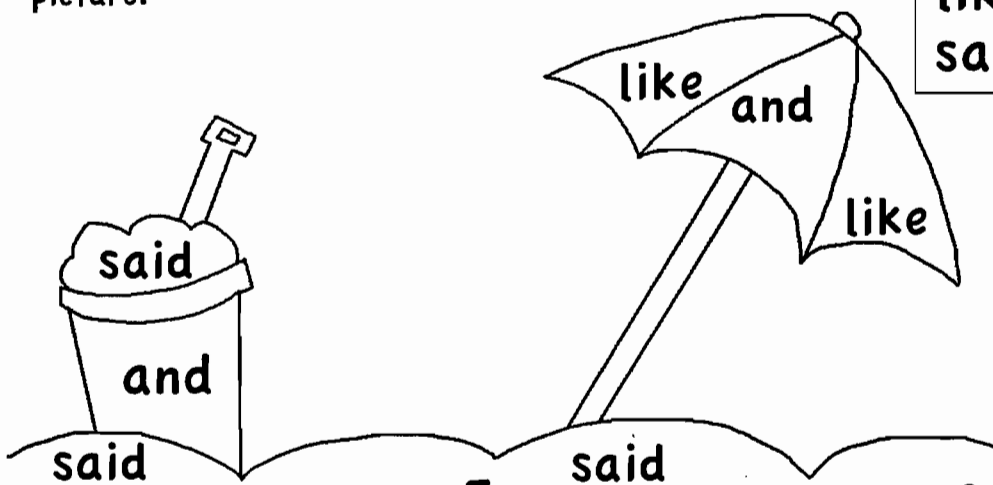
$3 - 2 = \underline{\quad}$

$5 - 3 = \underline{\quad}$

Tuesday

Read the sight words. Use the key to color the picture.

and = red  
like = blue  
said = brown



Beach Fun!

Wednesday

10 kids had on sunglasses.  
6 of them took their sunglasses off.  
How many were still wearing sunglasses?



Thursday

Read the sentences. Circle the word SHE every time you see it.

She went out to play.


"Look!" she said.

"There are four pretty flowers."

She got three of the pretty flowers.


She gave them to her mom.

They made the house look very nice.



**Friday**

Count and write the number of birds. Then, color the birds using an AAB pattern.



There are \_\_\_\_\_ birds.


**Monday** Draw a picture of something fun that you did last weekend. Write a sentence about your picture.

---

---

**Tuesday**

Color the picture. Color numbers LESS THAN 8 orange. Color numbers GREATER THAN 8 green.



**Wednesday**

Read the word family words below. Write 4 more words that rhyme with them.

**top**

**clop**

---

---

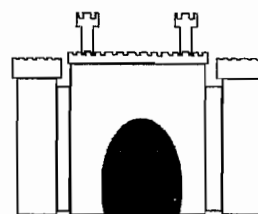
---

---



**Thursday**

Draw your own sand castle. Start with a big square. Add 2 rectangles for towers. Make a door with a half oval shape.



**Friday**

Read one of your favorite books. Write 2 or 3 sentences about why this book is your favorite.

---

---

---

---

**Monday** Fill in the missing numbers. Count all the way to 100.

1	2	_____	4	5	6	7	_____	9	10
11	_____	13	14	15	_____	17	18	19	20
21	22	23	_____	25	26	27	28	29	30
31	_____	33	34	35	36	_____	38	39	40
41	42	43	44	_____	46	47	48	49	50
_____	52	53	54	55	56	57	58	59	_____
61	62	_____	64	65	66	_____	68	69	70
71	_____	73	74	75	_____	77	78	79	80
81	82	_____	84	85	86	87	88	_____	90

**Tuesday**

Cut out the words. Use them to make a sentence. Write it below.

---

---

Teacher Tam 

they

eat

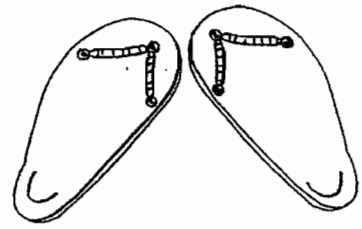
Did

all?

it

Wednesday

Five people at the pool are wearing flip flops.  
How many shoes do they have altogether?



Thursday

Read the sentences. Circle the words LIKE and LIKES every time you see them.

They like to have fun in the sun.


He likes to ride his bike.

She likes to pick pretty flowers.

The big dog likes to chase bugs.

The little cat likes to chase butterflies.

They all like to have fun in the sun!



**Friday**

Have an adult help you. Look for 2 things in your house, such as a book and a shoe. Draw a picture of each thing. Compare them by weight.

Which object was the lightest? \_\_\_\_\_

Which object was the heaviest? \_\_\_\_\_

**Monday**


Read each word. Change one letter to make a new word.

cat c _ t	man ma _	pet _ et	hen _ en
sit s _ t	cup cu _	pop _ op	beg _ eg
cob c _ b	tan ta _	sun _ un	hub _ ub

**Tuesday** Jack and Jill both found one or more shells on the beach. Together, they found 5 shells. How many shells could each of them have found?

Jack found \_\_\_\_\_ and Jill found \_\_\_\_\_.

\_\_\_\_\_ + \_\_\_\_\_ = 5



Jack found \_\_\_\_\_ and Jill found \_\_\_\_\_.


\_\_\_\_\_ + \_\_\_\_\_ = 5

Jack found \_\_\_\_\_ and Jill found \_\_\_\_\_.

\_\_\_\_\_ + \_\_\_\_\_ = 5

Jack found \_\_\_\_\_ and Jill found \_\_\_\_\_.

\_\_\_\_\_ + \_\_\_\_\_ = 5

Teacher Tam 

**Wednesday**

Match each capital and lower case letter. Write them on the lines. Then, say each letter sound and think of a word that **BEGINS** with that sound.

D

j

\_\_\_\_\_

J

d

\_\_\_\_\_

N

q

\_\_\_\_\_

G

n

\_\_\_\_\_


Q

g

\_\_\_\_\_

**Thursday**

Count each group of objects. Graph the number of objects you find in each group.



hats	pairs of shoes	surfboards	crabs

**Friday**

Read the word family words below. Write 4 more words that rhyme with them.

**hug**

**slug**

---

---

---

---

**Monday**

Draw 20 surfboards. Write the numbers 1 to 20 on them.



**Tuesday**

Read each word. Color the REAL words green. Color the NONSENSE words orange.

cat	daw	rat	nap
net	when	ren	net
bet	hat	that	plat
rot	zot	trot	hut
flun	sun	run	shut
dug	snug	blug	hug

**Wednesday**

Use the "counting on" strategy to solve these addition problems.

$2 + \begin{array}{ c } \hline \bullet \bullet \\ \bullet \bullet \\ \hline \end{array} = \underline{\hspace{2cm}}$	$3 + \begin{array}{ c } \hline \bullet \bullet \bullet \\ \bullet \bullet \bullet \\ \hline \end{array} = \underline{\hspace{2cm}}$
$4 + \begin{array}{ c } \hline \bullet \bullet \\ \bullet \bullet \\ \hline \end{array} = \underline{\hspace{2cm}}$	$5 + \begin{array}{ c } \hline \bullet \bullet \\ \bullet \bullet \bullet \\ \hline \end{array} = \underline{\hspace{2cm}}$
$6 + \begin{array}{ c } \hline \bullet \\ \bullet \bullet \\ \hline \end{array} = \underline{\hspace{2cm}}$	$7 + \begin{array}{ c } \hline \bullet \bullet \\ \hline \end{array} = \underline{\hspace{2cm}}$
$8 + \begin{array}{ c } \hline \bullet \bullet \\ \hline \end{array} = \underline{\hspace{2cm}}$	$9 + \begin{array}{ c } \hline \bullet \\ \hline \end{array} = \underline{\hspace{2cm}}$

**Thursday**

Read a book. Answer the following questions.

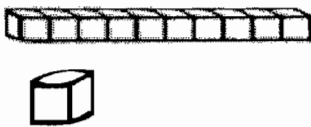
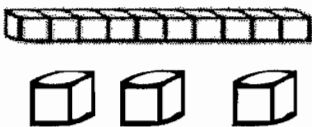
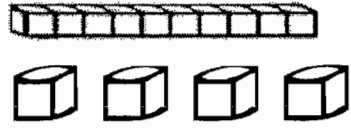
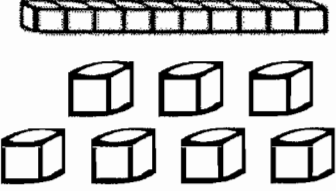
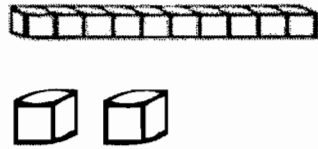

1. Who is the author?
2. Who is the illustrator?
3. Who is the main character? \_\_\_\_\_
4. Where does the story take place?  
\_\_\_\_\_
5. Retell the story.



**Friday**

Teacher Tam ☀

Count the blocks. Write the number.

 _____	 _____
 _____	 _____
 _____	 _____

**Monday**

Write at least 2 sentences about your favorite thing to do in the summer. Draw an illustration to go with your sentences.


---

---

---

**Tuesday**

Count the number of sea stars. Then, color them using an ABB pattern.



There are \_\_\_\_\_ sea stars.

Teacher Tam ☀

**Wednesday**

Match each capital and lower case letter. Write them on the lines. Then, say each letter sound and think of a word that **BEGINS** with that sound.

**E**

**y**

**I**

**a**

**A**

**u**

**U**

**i**

**Y**

**e**

\_\_\_\_\_

\_\_\_\_\_









\_\_\_\_\_


\_\_\_\_\_

\_\_\_\_\_

**Thursday**

Use the "counting on" strategy to solve these addition problems.

2 +  = _____	3 +  = _____
4 +  = _____	5 +  = _____
6 +  = _____	7 +  = _____
8 +  = _____	2 +  = _____

Teacher Tam 

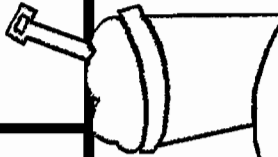

**Friday**

Read each word. Change one letter to make a new word.

sat s ___ t	men me ___	wig ___ ig	peg ___ eg
pit p ___ t	cap ca ___	pot ___ ot	ten ___ en
run r ___ n	fin fi ___	fun ___ un	tug ___ ug

Start


The beach  
is fun!  
Go ahead  
3 spaces.



# Beach Fun!

A wave got  
your castle!  
Go back  
3 spaces.

Finish



**Game Cards: Sight Words**

One page of each type of card is included. Use them to play separate games or do reading and math at the same time!

and

away

come

down

funny

help

here

little

look

make

play

said

see

where

are

ate

came

have

please

like

**Game Cards: CVC Words**

One page of each type of card is included. Use them to play separate games or do reading and math at the same time!

cat	hat	wag	fan
ten	den	jet	leg
wig	dig	fin	fit
log	fog	dot	nod
fun	rug	hut	bud

**Game Cards: Sight Word Sentences**

One page of each type of card is included. Use them to play separate games or do reading and math at the same time!

Is he here?	Run with me!	Did you see her?	Can you see him?
Was the play funny?	It was red and blue.	The dog is brown and black.	Her cat is black and white.
He said, "I can jump."	She said, "I can run fast."	They saw a red one.	We saw a yellow one.
He will be there.	Please come soon!	Look at this one!	It was too little.
He said, "We went to eat."	Who went with my mom?	Yes, I will help you.	Did she get four?



### Game Cards: Addition

One page of each type of card is included. Use them to play separate games or do reading and math at the same time!

$$2 + 1 =$$

$$2 + 2 =$$

$$2 + 3 =$$

$$2 + 4 =$$

$$2 + 5 =$$

$$2 + 6 =$$

$$2 + 7 =$$

$$2 + 8 =$$

$$3 + 1 =$$

$$3 + 3 =$$

$$3 + 4 =$$

$$3 + 5 =$$

$$3 + 6 =$$

$$3 + 7 =$$

$$4 + 1 =$$

$$4 + 4 =$$

$$4 + 5 =$$

$$4 + 6 =$$

$$5 + 1 =$$

$$5 + 5 =$$

### Game Cards: Subtraction

One page of each type of card is included. Use them to play separate games or do reading and math at the same time!

$$2 - 1 =$$

$$3 - 1 =$$

$$4 - 1 =$$

$$5 - 1 =$$

$$3 - 2 =$$

$$4 - 2 =$$

$$4 - 2 =$$

$$5 - 2 =$$

$$6 - 2 =$$

$$7 - 3 =$$

$$8 - 3 =$$

$$9 - 3 =$$

$$10 - 3 =$$

$$6 - 4 =$$

$$7 - 4 =$$

$$8 - 4 =$$

$$9 - 5 =$$

$$10 - 5 =$$

$$9 - 6 =$$

$$10 - 6 =$$

